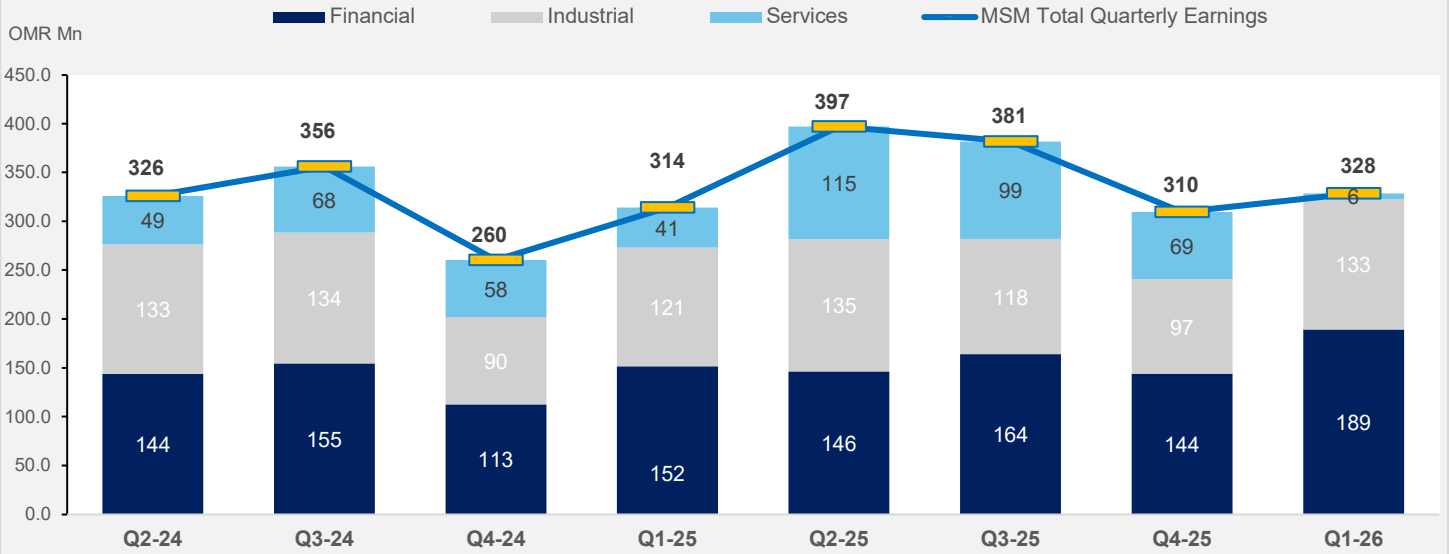
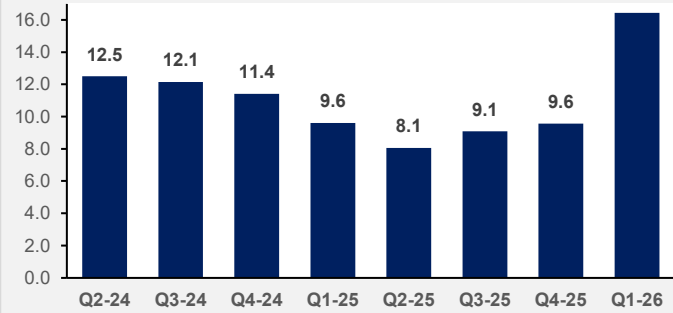


Oman (MSX) - Corporate Earnings - Q1- 2026

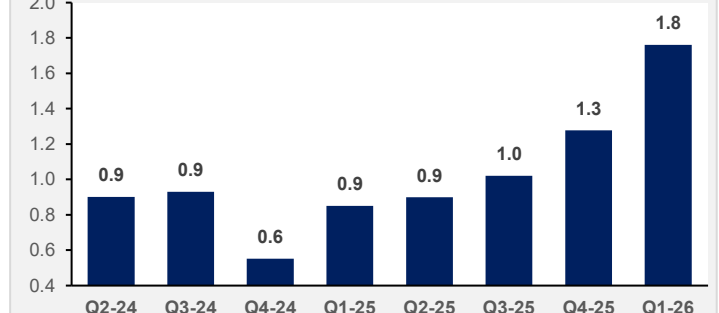
Quarterly Earnings Trend



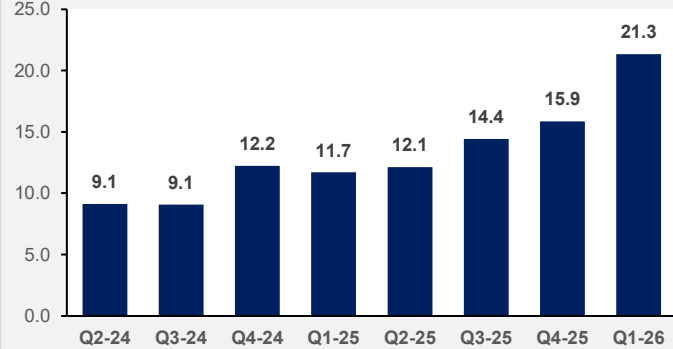
Price to Earnings Ratio (x)



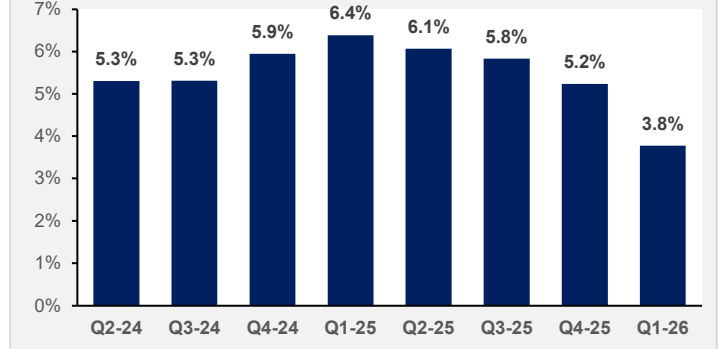
Price to Book Value Ratio (x)



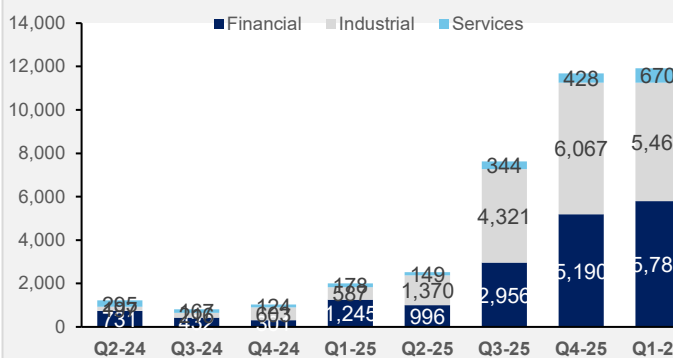
Market Capitalization



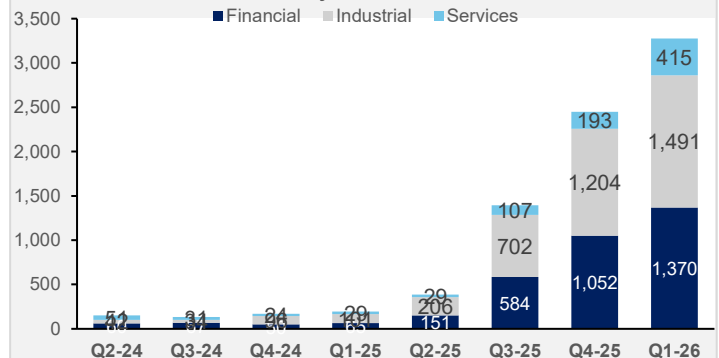
Div. Yield (%)



Quarterly Volume Traded



Quarterly Value Traded



Source : Company Financials, Bloomberg, Reuters, Kamco Invest Research

Oman (MSX) - Corporate Earnings - Q1- 2026

Company Name (Figures in OMR Mn)	Net Profit (Loss) Q1-2025	Net Profit (Loss) Q1-2026	Variance	EPS Q1-2025 (OMR)	EPS Q1-2026 (OMR)
Ahli Bank	9.708	10.808	11.3%	0.005	0.004
Oman Arab Bank	7.419	8.218	10.8%	0.004	0.004
Bank Dhofar	12.155	13.222	8.8%	0.004	0.030
Bank Muscat	58.561	63.945	9.2%	0.008	0.009
National Bank Of Oman	17.081	19.466	14.0%	0.011	0.012
Sohar Bank	21.459	26.069	21.5%	0.003	0.004
Al Batinah Development & Investment Holding Co.	0.001	0.144	NM	0.000	0.005
Al Omaniya Financial Services Co.	0.919	0.961	4.6%	0.003	0.003
Sharqiya Investment Holding Co.	0.366	0.177	(51.7%)	0.004	0.002
Dhofar International Dev. & Inv. Holding Co.	3.741	16.427	339.1%	0.009	0.033
Financial Services Co.	(0.007)	0.176	NM	(0.000)	0.009
Global Financial Inv. Co.	1.177	4.334	268.3%	0.006	0.022
Muscat Finance Co. Ltd.	0.418	0.303	(27.5%)	0.001	0.001
Muscat Insurance Co.	0.218	1.503	588.5%	0.020	0.136
National Finance Co.	1.959	3.834	95.7%	0.006	0.006
Oman & Emirates Investment Holding Co.	0.116	4.205	NM	0.001	0.034
Ominvest	9.616	11.016	14.6%	0.010	0.010
The Financial Corporation Co.	(0.217)	0.029	NM	(0.003)	0.000
United Finance Co.	0.509	0.708	39.2%	0.006	0.002
Taageer Finance	1.340	0.845	(36.9%)	0.005	0.003
Bank Nizwa	4.516	2.605	(42.3%)	0.002	0.001
Al Anwar Holding	0.679	0.767	13.0%	0.003	0.029
Al Madina Invesment H Olding Co.	(0.213)	(0.498)	(133.7%)	(0.003)	(0.006)
Financial Sector	151.5	189.3	24.9%		
Al Anwar Ceramic Tiles Co.	0.361	0.302	(16.5%)	0.002	0.001
Computer Stationery Industry Co.					
Construction Materials Industries Co.	(0.023)	0.053	NM	0.000	0.000
Dhofar Beverages & Foodstuff Co.	(0.039)	(0.076)	(94.8%)	(0.002)	(0.004)
Dhofar Investment Company	0.502	1.446	188.3%	(0.021)	0.000
Al Maha Ceramics Co	0.132	0.115	(12.5%)	0.002	0.002
Gulf International Chemicals Co.	0.005	0.015	174.0%	0.001	0.000
Gulf Mushroom Products Co.	0.559	0.784	40.2%	0.012	0.016
Majan Glass Co.	(0.242)		NM	(0.006)	
Muscat Gases Co.	0.017	0.084	407.8%	0.001	0.003
Muscat Thread Mills Co.	0.148	0.180	21.4%	0.009	0.010
National Aluminium Products Co.	(0.267)	(0.073)	72.8%	(0.031)	(0.008)
Oman Flour Mills	2.749	3.086	12.3%	0.017	0.019
National Real Estate Development	(0.009)	0.553	NM	(0.005)	0.307
The National Detergent Co.	0.360	0.053	(85.4%)	0.018	0.003
National Gas Co.	(0.209)	(0.095)	54.5%	(0.002)	(0.001)
National Mineral Water Co.	(0.319)	(0.353)	(10.7%)	(0.012)	(0.013)
Oman Cables Industry Co.	5.559	5.573	0.3%	0.062	0.062
Oman Cement Co.	2.986	3.524	18.0%	0.009	0.011
Oman Chlorine Co.	0.496	(0.101)	NM	0.010	0.000
Oman Chromite Co.	0.259	0.227	(12.2%)	0.079	0.057
Omani Packaging Co.	0.073	0.147	101.0%	0.002	0.005
Oman Refreshment Co. Ltd.	(0.125)	0.176	NM	(0.002)	0.004
Oman Euro Foods Industries Co.	(0.137)	(0.119)	13.1%	(0.069)	(0.060)
Raysut Cement Co.	(1.823)	1.433	NM	(0.009)	0.007
Salalah Mills	1.152	(0.325)	NM	0.018	(0.005)
Al Fajar Al Alamia	(0.913)	(0.160)	82.4%	(0.019)	(0.003)
SMN Power Holding	(0.773)	(1.922)	(148.6%)	(0.005)	(0.010)
Barka Desalination	0.408	0.460	12.7%	0.005	0.000
OQ Gas Networks	12.597	13.520	7.3%	0.011	0.012
OQ Exploration & Production SA	74.867	71.978	(3.9%)	0.009	0.009
OQ BASE INDUSTRIES (SFZ)	12.795	16.867	31.8%	0.004	0.005
Asyad Shipping Company	10.247	16.025	56.4%	0.002	0.003
Industrial Sector	121.5	133.5	9.9%		
Dhofar Generating Company	(1.615)	(2.227)	(37.9%)	(0.007)	(0.010)
Phoenix Power Co.	(3.130)	(2.819)	9.9%	(0.002)	(0.002)
Acwa Power Barka	(0.629)	(0.036)	94.3%	(0.004)	(0.000)
Al Jazeira Services Co.	0.156	0.299	91.2%	0.002	0.004
A'Saffa Food Co.	1.692	1.250	(26.1%)	0.014	0.010

Oman (MSX) - Corporate Earnings - Q1- 2026

Company Name (Figures in OMR Mn)	Net Profit (Loss) Q1-2025	Net Profit (Loss) Q1-2026	Variance	EPS Q1-2025 (OMR)	EPS Q1-2026 (OMR)
Dhofar Insurance Co.	1.900	2.673	40.7%	0.017	0.023
Dhofar Tourism Co.	0.017	(0.010)	NM	0.001	(0.001)
Gulf Hotels Co. Ltd.	0.477	0.442	(7.2%)	0.139	0.129
Hotels Management Co. International	0.560	0.731	30.4%	0.186	0.244
Al Maha Petroleum Products Marketing Co.	1.118	2.206	97.3%	0.016	0.032
Oman Reinsurance	1.101	1.757	59.5%	0.003	0.005
Oman International Engineering And Investment Co	0.754	0.683	(9.4%)	0.005	0.005
Oman Oil Marketing Co.	0.899	2.940	227.1%	0.014	0.046
Musandam Power Co	(0.700)	(0.652)	6.8%	(0.010)	(0.009)
Oman United Insurance Co.	0.357	5.145	NM	0.004	0.049
Ubar Hotels & Resorts	(0.094)	(0.095)	(0.8%)	(0.002)	(0.002)
Renaissance Services Co.	1.456	0.620	(57.4%)	0.007	0.003
Salalah Port Services Co.	0.024	(4.733)	NM	0.000	(0.026)
Shell Oman Marketing Co.	1.055	2.116	100.6%	0.011	0.021
Oman Telecommunications Co.	15.672	20.881	33.2%	0.021	0.028
Galfar Engineering & Contracting Co.	(0.680)	1.567	NM	(0.002)	0.008
Voltamp Energy Co.	3.059	2.922	(4.5%)	0.033	0.031
Sohar Power	(0.132)	(0.014)	89.4%	(0.007)	(0.001)
Oman Qatari Telecommunications Co.	1.835	4.544	147.6%	0.003	0.007
Sharqiyah Desalination Co.	0.108	0.075	(30.6%)	0.001	0.001
Sembcorp Salalah	4.943	5.203	5.3%	0.005	0.005
Al Madina Takaful Co.	0.287	0.400	39.5%	0.002	0.002
Al Batinah Power Co.	(1.364)	(26.049)	NM	(0.020)	(0.039)
Al Suwadi Power Co.	(1.107)	(26.810)	NM	(0.002)	(0.038)
Sahara Hospitality Services	0.670	0.633	(5.5%)	0.084	0.080
Oman Education And Training Investment	2.373	3.186	34.2%	0.034	0.046
Majan College	0.268	0.267	(0.3%)	0.003	0.003
Oman Fisheries Co.	(0.629)	(0.475)	24.5%	(0.004)	(0.003)
LIVA Group	4.085	1.479	(63.8%)	0.000	0.000
Oman Qatar Insurance	0.782	3.212	310.8%	0.005	0.020
Arabia Falcon Insurance	0.490	(0.080)	NM	0.005	(0.001)
Abraj Energy Services	4.903	4.459	(9.1%)	0.006	0.006
Services Sector	41.0	5.7	(86.1%)		
Total Market	313.9	328.4	4.6%		

*Totals may not be comparable to y-o-y numbers as it includes companies that have not yet filed their quarterly results at the time of publishing this report.

Source : Company Financials, Bloomberg,Reuters, Kamco Invest Research

Disclaimer & Important Disclosures

Kamco Invest is authorized and fully regulated by the Capital Markets Authority ("**CMA, Kuwait**") and partially regulated by the Central Bank of Kuwait ("**CBK**").

This document is provided for informational purposes only. Nothing contained in this document constitutes investment, an offer to invest, legal, tax or other advice or guidance and should be disregarded when considering or making investment decisions. In preparing this document, Kamco Invest did not take into account the investment objectives, financial situation and particular needs of any particular person. Accordingly, before acting on this document, investors should independently evaluate the investments and strategies referred to herein and make their own determination of whether it is appropriate in light of their own financial circumstances and objectives. The entire content of this document is subject to copyright with all rights reserved. This research and the information contained herein may not be reproduced, distributed or transmitted in Kuwait or in any other jurisdiction to any other person or incorporated in any way into another document or other material without our prior written consent.

Analyst Certification

Each of the analysts identified in this report, if any and where applicable, certifies, with respect to the sector, companies or securities that the individual analyses, that (1) the views expressed in this report reflect his or her personal views about all of the subject companies and securities and (2) no part of his or her compensation was, is or will be directly or indirectly dependent on the specific recommendations or views expressed in this report.

Kamco Invest Ratings

Kamco Invest research is based on the analysis of regional and country economics, industries and company fundamentals. Kamco Invest company research reflects a long-term (12-month) target price for a company or stock. The ratings bands are:

- * **Outperform:** Target Price represents expected returns $\geq 10\%$ in the next 12 months
- * **Neutral:** Target Price represents expected returns between -10% and $+10\%$ in the next 12 months
- * **Underperform:** Target Price represents an expected return of $< -10\%$ in the next 12 months

In certain circumstances, ratings may differ from those implied by a fair value target using the criteria above. Kamco Invest policy is to maintain up-to-date fair value targets on the companies under its coverage, reflecting any material changes to the analyst's outlook on a company. Share price volatility may cause a stock to move outside the rating range implied by Kamco Invest's fair value target. Analysts may not necessarily change their ratings if this happens, but are expected to disclose the rationale behind their view to Kamco Invest clients.

Any terms and conditions proposed by you which are in addition to or which conflict with this Disclaimer are expressly rejected by Kamco Invest and shall be of no force or effect. The information contained in this document is based on current trade, statistical and other public information we consider reliable. We do not represent or warrant that such information is fair, accurate or complete and it should not be relied upon as such. Kamco Invest has no obligation to update, modify or amend this document or to otherwise notify a recipient thereof in the event that any opinion, forecast or estimate set forth herein, changes or subsequently becomes inaccurate. The publication is provided for informational uses only and is not intended for trading purposes. The information on publications does not give rise to any legally binding obligation and/or agreement, including without limitation any obligation to update such information. You shall be responsible for conducting your own investigation and analysis of the information contained or referred to in this document and of evaluating the merits and risks involved in the securities forming the subject matter of this or other such document. Moreover, the provision of certain data/information in the publication may be subject to the terms and conditions of other agreements to which Kamco Invest is a party.

Nothing in this document should be construed as a solicitation or offer, or recommendation, to acquire or dispose of any investment or to engage in any other transaction, or to provide any investment advice or service. This document is directed at Professional Clients and not Retail Clients within the meaning of CMA rules. Any other persons in receipt of this document must not rely upon or otherwise act upon it. Entities and individuals into whose possession this document comes are required to inform themselves about, and observe such restrictions and should not rely upon or otherwise act upon this document where it is unlawful to make to such person such an offer or invitation or recommendation without compliance with any authorization, registration or other legal requirements.

'Kamco Investment Company (DIFC) Limited ("Kamco Invest DIFC"), Office 205, Level 2, Gate Village 1, Dubai International Financial Centre, a wholly owned subsidiary of Kamco Investment Company KSC (Public), is regulated by the Dubai Financial Services Authority (DFSA). Kamco Invest DIFC may only undertake the financial services activities that fall within the scope of its existing DFSA licence. The information in this document may be distributed by Kamco Invest DIFC on behalf of Kamco Investment Company KSC (Public). This document is intended for Professional Clients or Market Counterparties only as defined by the DFSA, and no other person should act upon it.

This document may not be distributed in Saudi Arabia except to such persons as are permitted under the Offers of Securities Regulations issued by the Capital Market Authority. The Capital Market Authority does not make any representation as to the accuracy or completeness of this document, and expressly disclaims any liability whatsoever for any loss arising from, or incurred in reliance upon, any part of this document. The recipients of this document hereby should conduct their own due diligence on the accuracy of the information relating to the contents of this document. If you do not understand the contents of this document you should consult an authorized financial advisor.

Risk Warnings

Any prices, valuations or forecasts are indicative and are not intended to predict actual results, which may differ substantially from those reflected. The value of an investment may go up as well as down. The value of and income from any investment may fluctuate from day to day as a result of changes in relevant economic markets (including, without limitation, foreseeable or unforeseeable changes in interest rates, foreign exchange rates, default rates, prepayment rates, political or financial conditions, etc.).

Past performance is not indicative of future results. Any opinions, estimates, valuations or projections (target prices and ratings in particular) are inherently imprecise and a matter of judgment. They are statements of opinion and not of fact, based on current expectations, estimates and projections, and rely on beliefs and assumptions. Actual outcomes and returns may differ materially from what is expressed or forecasted. There are no guarantees of future performance. Certain transactions, including those involving futures, options, and other derivatives, give rise to substantial risk and are not suitable for all investors. This document does not propose to identify or to suggest all of the risks (direct or indirect) which may be associated with the investments and strategies referred to herein.

Conflict of Interest

Kamco Invest and its affiliates provide full investment banking services, and they and their directors, officers and employees, may take positions which conflict with the views expressed in this document. Salespeople, traders, and other professionals of Kamco Invest may provide oral or written market commentary or trading strategies to our clients and our proprietary trading desks that reflect opinions that are contrary to the opinions expressed in this document. Our asset management area, our proprietary trading desks and investing businesses may make investment decisions that are inconsistent with the recommendations or views expressed in this document. Kamco Invest may have or seek investment banking or other business relationships for which it will receive compensation from the companies that are the subject of this document. Facts and views presented in this document have not been reviewed by, and may not reflect information known to, professionals in other Kamco Invest business areas, including investment banking personnel. United Gulf Bank, Bahrain owns majority of Kamco Invest's shareholding and this ownership may create, or may create the appearance of, conflicts of interest.

No Liability & Warranty

Kamco Invest makes neither implied nor expressed representations or warranties and, to the fullest extent permitted by applicable law, we hereby expressly disclaim any and all express, implied and statutory representations and warranties of any kind, including, without limitation, any warranty as to accuracy, timeliness, completeness, and fitness for a particular purpose and/or non-infringement. Kamco Invest will accept no liability in any event including (without limitation) your reliance on the information contained in this document, any negligence for any damages or loss of any kind, including (without limitation) direct, indirect, incidental, special or consequential damages, expenses or losses arising out of, or in connection with your use or inability to use this document, or in connection with any error, omission, defect, computer virus or system failure, or loss of any profit, goodwill or reputation, even if expressly advised of the possibility of such loss or damages, arising out of or in connection with your use of this document. We do not exclude our duties or liabilities under binding applicable law.



KAMCO Investment Company - K.S.C. (Public)

Al-Shaheed Tower, Khalid Bin Al-Waleed Street- Sharq

P.O. BOX : 28873, Safat 13149, State of Kuwait

Tel: (+965) 2233 6600 Fax: (+965) 2249 2395

Email : kamcoird@kamcoinvest.com

Website : www.kamcoinvest.com