

# GCC: 2025 - The Year That Was...

## Market Volatility

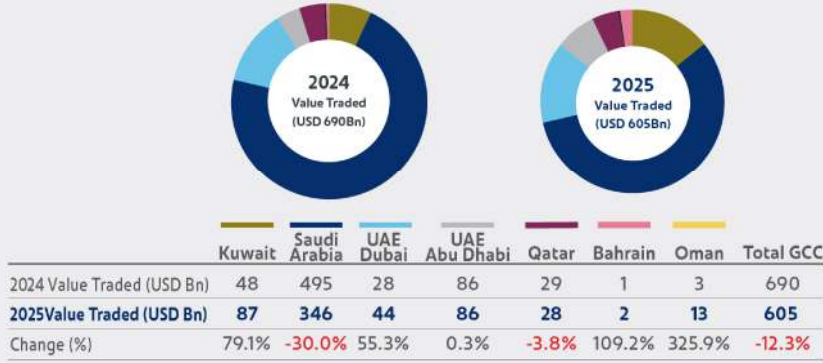
(Days with gain/loss of 1% or more)



## GCC Stock Markets vs. Global Indices



## GCC Stock Markets Value Traded



## GCC Fixed Income Issuances (USD Bn)



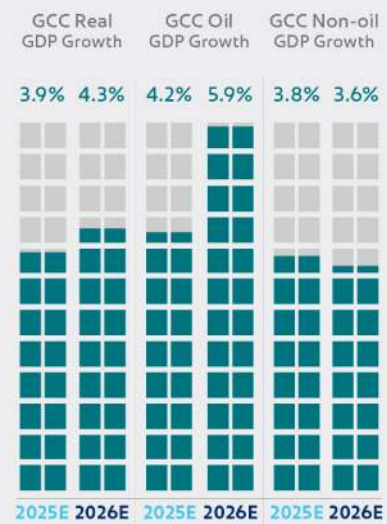
## GCC IPOs



## GCC Total Banking Assets (USD Bn)



## GCC GDP Growth Rates

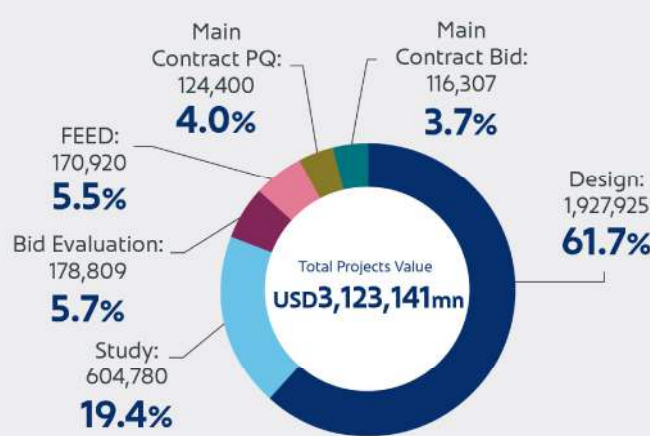


## Crude Oil Price (USD/b)

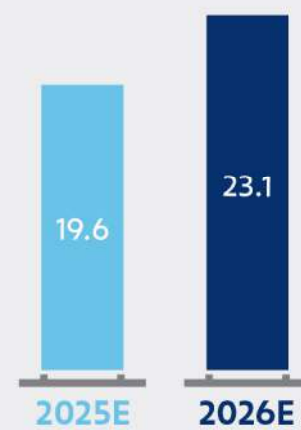


Note: Europe Brent Spot Price FOB.

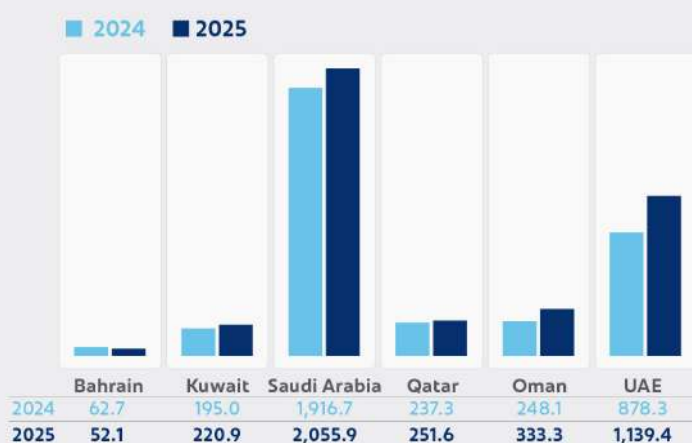
## GCC Projects Market Pipeline Status (USD Bn)



## GCC Fiscal Balance (USD Bn)



## GCC Projects Planned or Under Execution (USD Bn)



## GCC Central Bank Rates (%)

