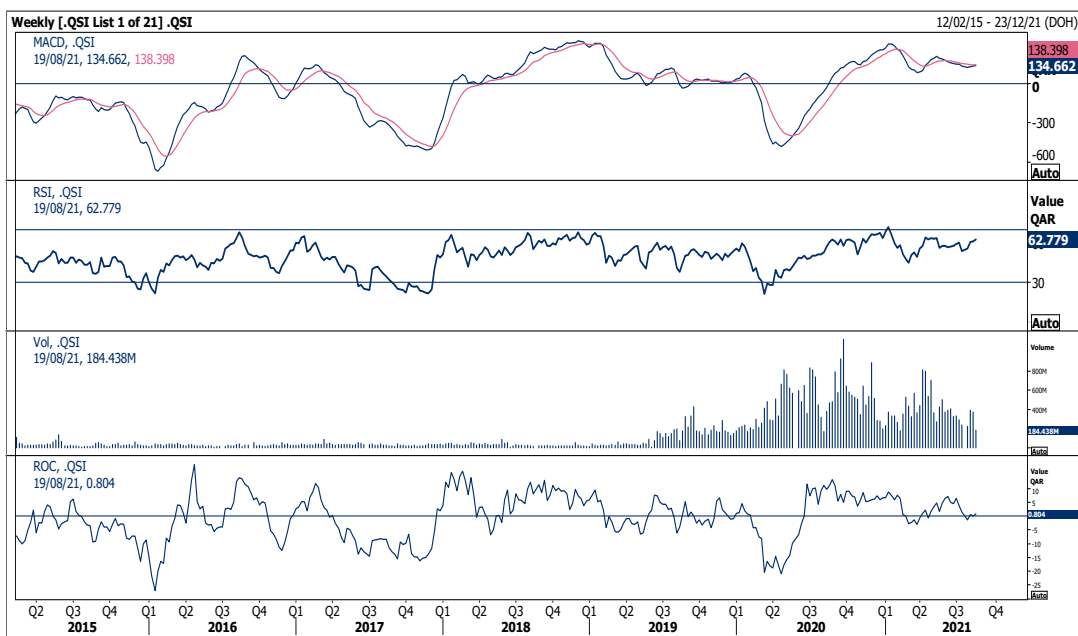
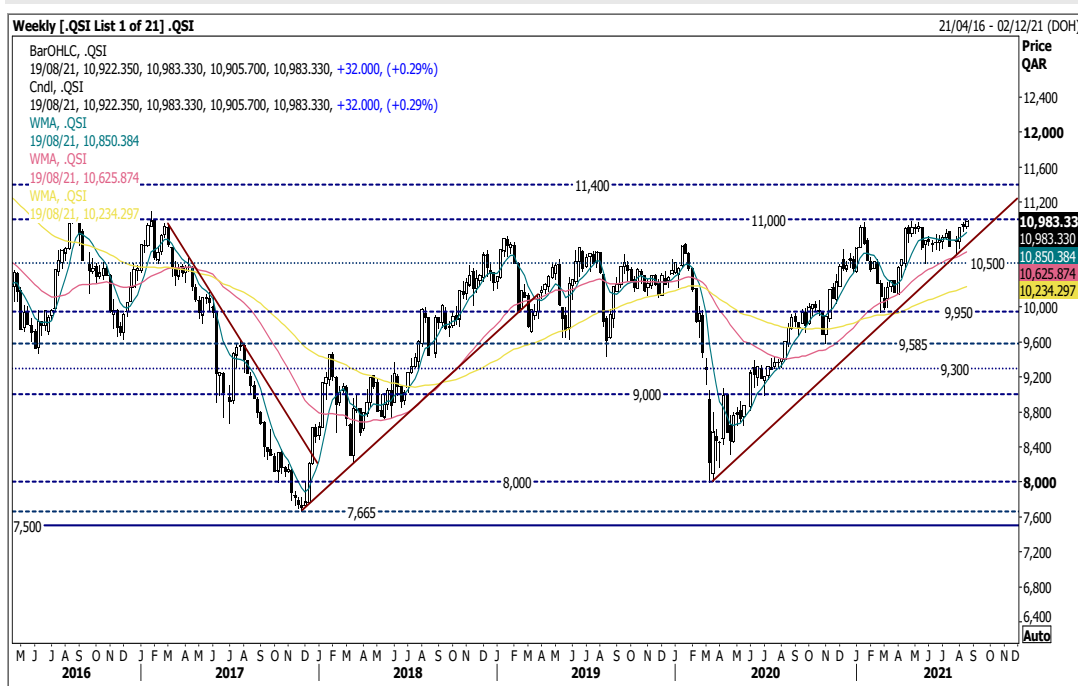


17-August-2021

QE Index <.QSI> closed at 10,983.330 point. The market still needs a firm close above the psychological level at 11,000 point to add to the existing bullish outlook, a case if happens would target the next level at 11,400 point. However, some attempts to inch down cannot be ignored but an aggressive move is not favored, knowing that the nearby support levels are located at 10,850 point, 10,675 point and 10,500 point but only below this will change the sentiment.

In this Report...

GENERAL INDEX.....	1
AL RAYAN.....	2
COMB.....	2
ALIJARAH.....	3
BARWA.....	3

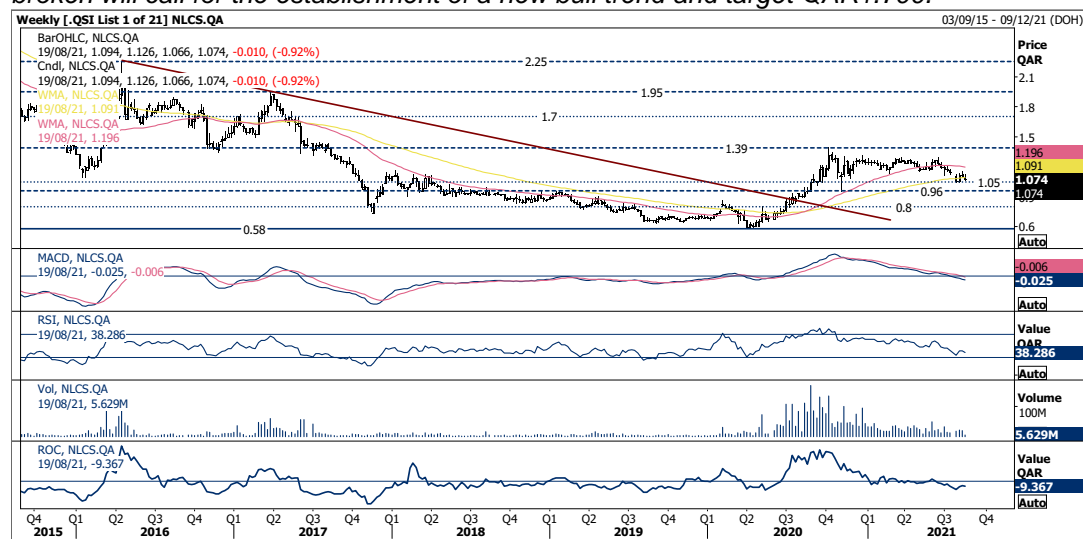


Raed Diab
Vice President
+(965) 2233 6908
rdiab@kamcoinvest.com

Alijarah Holding Co

Reuters Ticker: <NLCS.QA>

Price closed at QAR1.074. The technical picture is neutral, and the stock can move in either way; however, a fall below the support area at QAR1.050-QAR0.960 will be a negative sign that could lead to QAR0.800. On the positive side, a break above the tiny resistance level at QAR1.210 will increase the chance of re-testing the high of last year at QAR1.390, which if broken will call for the establishment of a new bull trend and target QAR1.700.



RSI	38.286
MACD	-0.006
ROC	-9.367
M10	1.100
M50	1.090
M100	1.200
S1	1.050
S2	0.960
S3	0.800
R1	1.210
R2	1.390
R3	1.700

Barwa Real Estate Co.

Reuters Ticker: <BRES.QA>

Price closed at QAR3.085. The stock is currently moving within the negative territory as it finds difficulties to initiate a clear bullish trend, knowing that the jump over the resistance level at QAR3.250 will increase the upward chances and promote QAR3.550 before QAR3.680. However, a break below the nearby support line at QAR2.980 will deepen the negative move and trigger QAR2.750.



RSI	40.829
MACD	-0.053
ROC	-4.784
M10	3.085
M50	3.215
M100	3.240
S1	2.980
S2	2.750
S3	2.523
R1	3.250
R2	3.680
R3	4.180

Definitions

Technical Analysis: Aims to identify the direction of prices and reveal any indication of possible changes as soon as possible, so it can be used as much as possible in making buying and selling decisions in the most appropriate time in order to minimize risk and maximize profits.

Trend: The general direction of a market or of the price of an asset.

Resistance: A chart point or range that caps an increase in the level of a stock or index over a period of time.

Support: The price level which, historically, a stock has had difficulty falling below. It is thought of as the level at which a lot of buyers tend to enter the stock.

Breakout: A signal that prices are beginning to trend, either upward or downward.

Bull: An investor who thinks the market, a specific security or an industry is likely to rise.

Bear: An investor who thinks the market, a specific security or an industry is likely to decline.

Channel: is two parallel trend lines either rising or declining.

Consolidation Area: is a sideways movement in prices that interrupts or reverse a trend.

Moving Average (MA): The most common applications of MAs are to identify the trend direction and to determine support and resistance levels.

MACD (Moving Average Convergence-Divergence): A trend-following momentum indicator that shows the relationship between two moving averages of prices.

Relative Strength Index: A technical momentum indicator (ranges from 0 to 100) that compares the magnitude of recent gains to recent losses in an attempt to determine overbought and oversold conditions of an asset.

Overbought: A situation in which the price of a security has risen to such a degree that an oscillator has reached its upper bound. This is generally interpreted as a sign that the price of the asset is becoming overvalued and may experience a pullback.

Oversold: A situation in which the price of a security has fallen to such a degree that an oscillator has reached its upper bound. This is generally interpreted as a sign that the price of the asset is becoming undervalued and may represent a buying opportunity for investors.

Fibonacci: A term refers to areas of support or resistance and to help identify strategic places for transactions to be placed, target prices or stop losses.

On Balance Volume (OBV): is a simple running total of up day (added) and down day (subtracted) volume. If OBV is moving with price, it confirms the current trend. Divergences between OBV and price indicates the price may be due for a reversal.

Disclaimer & Important Disclosures

Kamco Invest is authorized and fully regulated by the Capital Markets Authority ("**CMA, Kuwait**") and partially regulated by the Central Bank of Kuwait ("**CBK**").

This document is provided for informational purposes only. Nothing contained in this document constitutes investment, an offer to invest, legal, tax or other advice or guidance and should be disregarded when considering or making investment decisions. In preparing this document, Kamco Invest did not take into account the investment objectives, financial situation and particular needs of any particular person. Accordingly, before acting on this document, investors should independently evaluate the investments and strategies referred to herein and make their own determination of whether it is appropriate in light of their own financial circumstances and objectives. The entire content of this document is subject to copyright with all rights reserved. This research and the information contained herein may not be reproduced, distributed or transmitted in Kuwait or in any other jurisdiction to any other person or incorporated in any way into another document or other material without our prior written consent.

In certain circumstances, ratings may differ from those implied by a fair value target using the criteria above. Kamco Invest policy is to maintain up-to-date fair value targets on the companies under its coverage, reflecting any material changes to the analyst's outlook on a company. Share price volatility may cause a stock to move outside the rating range implied by Kamco Invest's fair value target. Analysts may not necessarily change their ratings if this happens, but are expected to disclose the rationale behind their view to Kamco Invest clients.

Any terms and conditions proposed by you which are in addition to or which conflict with this Disclaimer are expressly rejected by Kamco Invest and shall be of no force or effect. The information contained in this document is based on current trade, statistical and other public information we consider reliable. We do not represent or warrant that such information is fair, accurate or complete and it should not be relied upon as such. Kamco Invest has no obligation to update, modify or amend this document or to otherwise notify a recipient thereof in the event that any opinion, forecast or estimate set forth herein, changes or subsequently becomes inaccurate. The publication is provided for informational uses only and is not intended for trading purposes. The information on publications does not give rise to any legally binding obligation and/or agreement, including without limitation any obligation to update such information. You shall be responsible for conducting your own investigation and analysis of the information contained or referred to in this document and of evaluating the merits and risks involved in the securities forming the subject matter of this or other such document. Moreover, the provision of certain data/information in the publication may be subject to the terms and conditions of other agreements to which Kamco Invest is a party.

Nothing in this document should be construed as a solicitation or offer, or recommendation, to acquire or dispose of any investment or to engage in any other transaction, or to provide any investment advice or service. This document is directed at Professional Clients and not Retail Clients within the meaning of CMA rules. Any other persons in receipt of this document must not rely upon or otherwise act upon it. Entities and individuals into whose possession this document comes are required to inform themselves about, and observe such restrictions and should not rely upon or otherwise act upon this document where it is unlawful to make to such person such an offer or invitation or recommendation without compliance with any authorization, registration or other legal requirements.

'Kamco Investment Company (DIFC) Limited ("Kamco Invest DIFC"), Office 205, Level 2, Gate Village 1, Dubai International Financial Centre, a wholly owned subsidiary of Kamco Investment Company KSC (Public), is regulated by the Dubai Financial Services Authority (DFSA). Kamco Invest DIFC may only undertake the financial services activities that fall within the scope of its existing DFSA license. The information in this document may be distributed by Kamco Invest DIFC on behalf of Kamco Investment Company KSC (Public). This document is intended for Professional Clients or Market Counterparties only as defined by the DFSA, and no other person should act upon it.

Risk Warnings

Any prices, valuations or forecasts are indicative and are not intended to predict actual results, which may differ substantially from those reflected. The value of an investment may go up as well as down. The value of and income from any investment may fluctuate from day to day as a result of changes in relevant economic markets (including, without limitation, foreseeable or unforeseeable changes in interest rates, foreign exchange rates, default rates, prepayment rates, political or financial conditions, etc.).

Past performance is not indicative of future results. Any opinions, estimates, valuations or projections (target prices and ratings in particular) are inherently imprecise and a matter of judgment. They are statements of opinion and not of fact, based on current expectations, estimates and projections, and rely on beliefs and assumptions. Actual outcomes and returns may differ materially from what is expressed or forecasted. There are no guarantees of future performance. Certain transactions, including those involving futures, options, and other derivatives, give rise to substantial risk and are not suitable for all investors. This document does not propose to identify or to suggest all of the risks (direct or indirect) which may be associated with the investments and strategies referred to herein.

Conflict of Interest

Kamco Invest and its affiliates provide full investment banking services, and they and their directors, officers and employees, may take positions which conflict with the views expressed in this document. Salespeople, traders, and other professionals of Kamco Invest may provide oral or written market commentary or trading strategies to our clients and our proprietary trading desks that reflect opinions that are contrary to the opinions expressed in this document. Our asset management area, our proprietary trading desks and investing businesses may make investment decisions that are inconsistent with the recommendations or views expressed in this document. Kamco Invest may have or seek investment banking or other business relationships for which it will receive compensation from the companies that are the subject of this document. Facts and views presented in this document have not been reviewed by, and may not reflect information known to, professionals in other Kamco Invest business areas, including investment banking personnel. United Gulf Bank, Bahrain owns majority of Kamco Invest's shareholding and this ownership may create, or may create the appearance of, conflicts of interest.

No Liability & Warranty

Kamco Invest makes neither implied nor expressed representations or warranties and, to the fullest extent permitted by applicable law, we hereby expressly disclaim any and all express, implied and statutory representations and warranties of any kind, including, without limitation, any warranty as to accuracy, timeliness, completeness, and fitness for a particular purpose and/or non-infringement. Kamco Invest will accept no liability in any event including (without limitation) your reliance on the information contained in this document, any negligence for any damages or loss of any kind, including (without limitation) direct, indirect, incidental, special or consequential damages, expenses or losses arising out of, or in connection with your use or inability to use this document, or in connection with any error, omission, defect, computer virus or system failure, or loss of any profit, goodwill or reputation, even if expressly advised of the possibility of such loss or damages, arising out of or in connection with your use of this document. We do not exclude our duties or liabilities under binding applicable law.



Kamco Investment Company - K.S.C. (Public)

Al-Shaheed Tower, Khalid Bin Al-Waleed Street- Sharq

P.O. BOX : 28873, Safat 13149, State of Kuwait

Tel: (+965) 2233 6600 Fax: (+965) 2249 2395

Email : kamcoird@kamcoinvest.com

Website : www.kamcoinvest.com