

Saudi Market I Equity Kamco Saudi Equity Fund

Factsheet | August 2020

Fund Information

Benchmark

Tadawul All Share Index – TASI

Domicile

Saudi Arabia

Launch Date

January 2009

Structure

Open-Ended

NAV (SAR)

Class A: 284.74; Class B: 285.72

Current Fund Size

SAR 636.1 mn

Base Currency

Saudi Riyal

Initial Investment

Class A – SAR 10,000

Class B – 50,000,000

Subsequent Investment

Minimum of SAR 5,000

NAV Frequency

Twice a week

Initial Charge:

2%

Fees

Management Class A – 1.75% p.a.
Class B – 0.75% p.a.

Custodian 0.15% p.a.

Administration 0.13% p.a.

Audit SAR 70,000

Tadawul SAR 5,000

CMA SAR 7,500

Custodian

HSBC Saudi Arabia

Auditors

KPMG Al Fouzan & Partners

Bloomberg Code

GLOBEQC AB

RIC Code

LP65135767

Fund Manager

Kamco Investment Company

Bader Ghanim Al-Ghanim

Chief Executive Officer

balganim@kamcoinvest.com.sa

Husain Thaker

Vice President

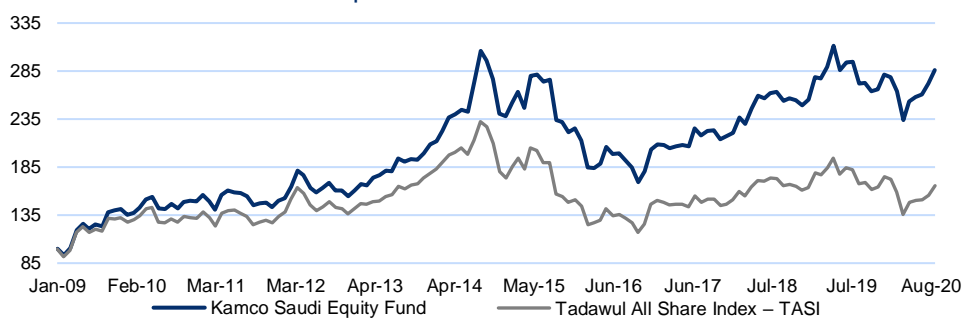
hthaker@kamcoinvest.com.sa

Fund Objective & Strategy

Achieve long-term capital growth with predefined and controlled levels of risk, by investing in stocks listed on the Saudi stock exchange. In addition, the fund will aim to achieve returns that exceed the average by benefiting from the expected economic growth in Saudi Arabia while maintaining a suitable level of diversification for fund assets and reduction of total risk by investing in different market sectors. The

fund manager selects companies selling at a discount to intrinsic value. We identify intrinsic value through rigorous fundamental analysis and research conducted by an experienced investment team. Research is done on a company-by-company basis to determine the economic worth of companies based on projected future earnings and cash flows taking into consideration economy and market activity.

USD100 Invested Since Inception



Cumulative Returns

	1 M	3 M	6M	YTD	1 Y	3Y	5Y	*SI
Fund	5.06	10.63	8.37	1.67	5.13	28.23	22.23	185.69
Benchmark	6.45	10.09	4.09	-5.35	-0.99	9.40	5.56	65.79
Difference	-1.39	0.54	4.28	7.02	6.12	18.83	16.67	119.90

*Since Inception (January 2009)

Yearly Performance Ending 31st December

	2014	2015	2016	2017	2018	2019
Fund	13.8	-10.6	-1.8	5.8	15.7	10.0
Benchmark	-2.4	-17.1	4.3	0.2	8.3	7.2
Difference	16.2	6.5	-6.1	5.6	7.4	2.8

Statistics over 5 years

Tracking Error	Beta	Information Ratio	Sharpe Ratio	Standard Deviation
3.86%	0.89	0.78	N/A	17.5%

Fund Review

Kamco Saudi Equity Fund was up 5.1% M/M in August 2020, under performing the benchmark which was up 6.5% M/M during the same period.

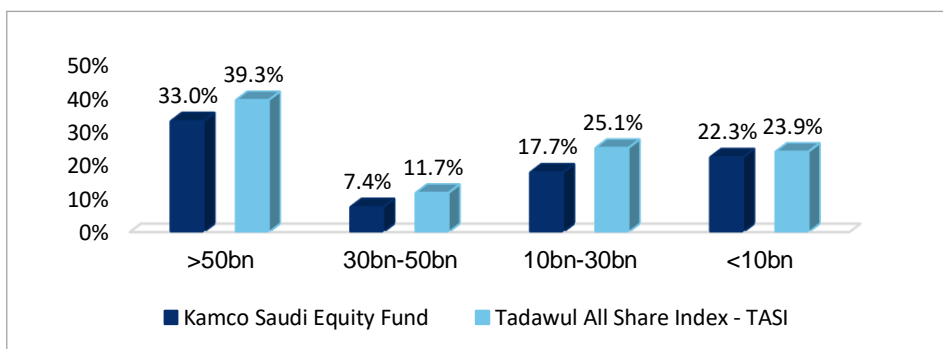
Positive Contributors:

Our OW positions in Extra and Mouwasat coupled with UW positions in SABIC and Etihad Etisalat contributed positively towards the Fund's relative performance during the month.

Negative Contributors:

Our OW positions in Tawuniya and STC coupled with UW positions in SABB and Alujain contributed negatively towards the Fund's relative performance during the month.

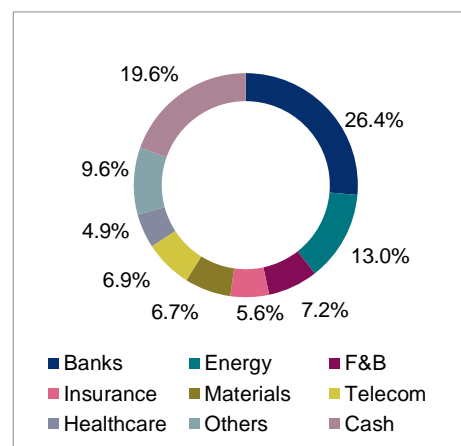
Market Cap Weightings



Top Five Fund Holdings

Stock	%
AlRajhi Bank	12.2
Aramco	10.3
STC	5.9
NCB	4.5
Saudi Fransi	3.0

Sector Breakdown



Market Commentary

US markets continued the rally in August with both Dow and S&P 500 gaining 7.6% and 7.1% respectively. Following this, the S&P 500 recorded the best August in last 36 years. Elsewhere, MSCI EM returned 2.1% whereas MACI EAFE gained 4.9%. The returns were emboldened by a weaker USD, as the greenback, as tracked by DXY Index eased 1.2% in August. On the commodities front, Brent oil continued the rally with prices reaching above USD45/bbl, implying an increase of 4.5% as oil demand showed a steady recovery will supply remains tight so far.

Saudi Tadawul rose 6.5% during the

month, trimming the YTD losses to just 5.3%. The returns were driven by defensive sectors including consumers, healthcare and insurance. Q2 earnings disappointed with earnings coming in at the lowest quarterly run rate in the last 20 years.

Global and local markets continue to face the unprecedented challenges. Given the outbreak of COVID-19 and its adverse impact on commodities' prices, interest rates and overall economic growth, we expect the Saudi market to yield negative returns in 2020. Looking beyond the pandemic, the downside risks for the regional economies can be much bigger

than expected due to the magnified impact on hydrocarbon sector (lower prices and production) and potential slowdown in non-oil sector including travel & tourism, retail, construction etc. which can lead to spending disruptions and higher deficits than budgeted.

Disclaimer

This material was produced by Kamco Investment Company, a firm authorized and regulated by the Capital Market Authority (CMA) in the Kingdom of Saudi Arabia, License Number 07067-37. Past performance is not a guide to future returns. All the information contained in this document is believed to be reliable but may be inaccurate or incomplete. A full explanation of the characteristics of the investment is given in the prospectus. Any opinions stated are honestly held but are not guaranteed. The outlook expressed in this fact sheet represents the views of the fund manager at the time of preparation and are not necessarily those of the Kamco Invest - Saudi as a whole. They may be subject to change and should not be interpreted as investment advice. The document is meant for financial promotion and does not provide you with all the facts you need to make an informed decision about investing and hence is not intended to constitute investment advice. The information provided should not be considered as a recommendation or solicitation to purchase, sell or hold these securities. It should also not be assumed that any investment in these securities was or will be, profitable. Kamco Invest - Saudi accepts no liability for any loss arising from the use of this document or its contents or otherwise arising in connection therewith. Kamco Invest - Saudi shall have no responsibility or liability whatsoever in respect of any inaccuracy in or omission from this or any other document prepared by Kamco Invest - Saudi for, or sent by Kamco Invest - Saudi to any person and any such person shall be responsible for conducting his own investigation and analysis of the information contained or referred to in this document and of evaluating the merits and risks involved in the securities forming the subject matter of this or other such document.